



OSSERVATORIO SULLE ECONOMIE EMERGENTI - TORINO
TURIN CENTRE ON EMERGING ECONOMIES

3rd Workshop on Emerging Economies

**Round table – China meets Italy, Italy meets
China**

Pietro Terna – Collegio Carlo Alberto

pietro.terna@carloalberto.org

THE ATLAS OF ECONOMIC COMPLEXITY

Mapping Paths to Prosperity

Ricardo Hausmann
César A. Hidalgo
Sebastián Bustos
Michele Coscia

Sarah Chung
Juan Jimenez
Alexander Simoes
Muhammed A. Yildirim

"Emphasizing that not all products are the same for development is a significant departure from the establishment."

—Changyong Rhee, Chief Economist


Asian Development Bank (Cambridge, MA 2011)

"The ECI can play a very important role. It can help identify the role of developing countries."


—Justin Lin, Chief Economist

World Bank (Cambridge, MA 2011)

Revised 2014



Original 2011



Downloads

Full Version – 364 pages (85.7 MB)

Part I: Why, What and How & Rankings – 91 pages (8.2 MB)

Part II: Country Pages – 271 pages (75.4 MB)

<http://atlas.media.mit.edu>



the
OBSERVATORY
of **ECONOMIC**
COMPLEXITY

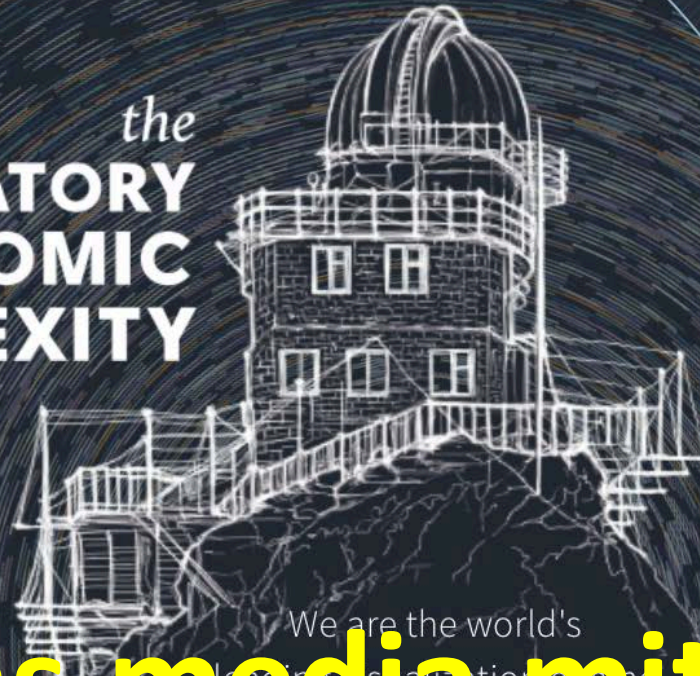
We are the world's
leading visualization engine
for international trade data.

[LEARN MORE](#)

 [Watch a video](#)



the
**OBSERVATORY
of ECONOMIC
COMPLEXITY**



<http://atlas.media.mit.edu>

We are the world's
leading visualization engine
for international trade data.

[LEARN MORE](#)

 [Watch a video](#)





 Italy

1.21 **ECON COMPLEXITY**
22ND OF 185



\$509B **EXPORTS**
8TH OF 220



\$466B **IMPORTS**
10TH OF 220



\$35.5K **GDP PER CAPITA**
30TH OF 185



<http://atlas.media.mit.edu/en/profile/country/ita/>



China

0.74 **ECON COMPLEXITY**
37TH OF 185

\$2.37T **EXPORTS**
1ST OF 220

\$1.53T **IMPORTS**
2ND OF 220

\$13.2K **GDP PER CAPITA**
85TH OF 185



Photo by Mike Behnken

<http://atlas.media.mit.edu/en/profile/country/chn>